



STEEL CABINETS

Heavy duty, lockable steel cabinets. Engineered to withstand the rigours of an industrial environment.



STEELSPAN
STORAGE SYSTEMS

WWW.STEELSPAN.COM.AU

1300 851 377

mail@steelspan.com.au

2/12 Belford Place, Cardiff, NSW, 2285

ABOUT THE SYSTEM



**INDUSTRIAL
STRENGTH**



**QUICK & EASY
INSTALLATION**



**SAFE &
SECURE**



**AUSSIE OWNED
& DESIGNED**



Steelspan is Australia's trusted team of experts in storage solutions. Whether you are looking to organise your garage, workshop, warehouse, retail or office space our customisable and expandable solutions are ready to be delivered nation wide.

We are a family run business with decades of combined experience and have helped thousands of customers find the perfect storage solution.

Designed in Australia, Steelspan Steel Cabinets come in Blue, Dark Grey or White and are available as standard cabinets, tool cabinets (pictured) or locker cabinets.

All components are engineered to last; featuring a high shelf load capacity, high gauge sheet metal cabinet construction, height adjustable shelves and industrial strength hinges, locks and draw rollers. All Steelspan cabinets and draws are lockable and vermin proof so your tools and belongings will be safe and secure. Cabinets can also be mounted in a steel frame that allows them to interconnect with shelving and other Steelspan modules.

The robust, modular and free-standing nature of Steelspan Steel Cabinets offers the flexibility to cater for a broad range of applications and installation is quick and easy.



THIS IS THE SECOND STEELSPAN CABINET I HAVE PURCHASED. THE QUALITY IS EXCELLENT. COATINGS ARE GOOD AND CLOSE MANUFACTURING TOLERANCES MEAN ASSEMBLY IS EASY. THE SHELVES ARE WELL BRACED AND SUPPORTED. CUSTOMER SERVICE IS FIRST CLASS. THOROUGHLY RECOMMEND THIS COMPANY AND IT'S PRODUCTS. – HEATH H.



WHY STEELSPAN?

- ✓ Ready access to stored items instead of offsite storage.
- ✓ Modular free-standing design means no fixing to walls.
- ✓ Safe, secure and vermin proof.
- ✓ Built to last and backed by a 3 year warranty.
- ✓ Modular design means customisable, expandable and easily relocatable.
- ✓ An Australian owned family business.
- ✓ Have the best looking garage on the street.



FEATURED PRODUCTS

An in-depth look at our best selling steel cabinets.



CABINET 2000
 One of the largest available steel cabinets on the market. Available in Blue, White or Dark Grey.

External Dimensions:
 Height: 2000mm | Width: 1205mm | Depth: 600mm

Internal Dimensions:
 Height: 1897mm | Width: 1203mm | 560mm

Load Capacity:
 100kg UDL per shelf level

CABINET 1865
 Compatible with Steelspan modules. Available in Blue, White or Dark Grey.

External Dimensions:
 Height: 1865mm | Width: 890mm | Depth: 455mm

Internal Dimensions:
 Height: 1757mm | Width: 888mm | 415mm

Load Capacity:
 100kg UDL per shelf level



CABINET 915
 Half length cabinet. Available in Blue, White or Dark Grey.

External Dimensions:
 Height: 915mm | Width: 890mm | Depth: 455mm

Internal Dimensions:
 Height: 807mm | Width: 888mm | 415mm

Load Capacity:
 100kg UDL per shelf level

STEEL CABINET MODULES

Cabinet 1865's and Cabinet 915's integrate with the Steelspan Module System. They are mounted in Steel Frames for compatibility with Steelspan work benches and shelving (excluding the Cabinet 2000). As Modules they are off the ground, have shelf storage on top of the cabinet and are modular - allowing for expandability.



MODULE 12 - DOUBLE













MODULE 11 - DOUBLE




STEEL LOCKERS
 Steel Cabinet Locker's available in Blue, White or Dark Grey. Available in a Steelspan Module format (left) or Standalone (right).



IMAGE	SKU	NAME	EXTERNAL	INTERNAL	COLOURS	OPTIONS
	C1865	Cabinet 1865	Height: 1865mm Width: 890mm Depth: 455mm	Height: 1757mm Width: 888mm Depth: 415mm	- Blue - Dark Grey - White	- Wall Fixing Strap - Additional shelf levels - Tech Trays - Tech Bins
	C2000	Cabinet 2000	Height: 2000mm Width: 1205mm Depth: 600mm	Height: 1897mm Width: 1203mm Depth: 560mm	- Blue - Dark Grey - White	- Wall Fixing Strap - Additional shelf levels - Tech Trays - Tech Bins
	TC1865	Tool Cabinet 1865	Height: 1865mm Width: 890mm Depth: 455mm	Height: 1757mm Width: 888mm Depth: 415mm	- Blue - Dark Grey - White	- Wall fixing strap - Storage Kit (Pegboard Hooks and Storage Bins)
	C1865-PBF	Pegboard Cabinet 1865 - Full Wall	Height: 1865mm Width: 890mm Depth: 455mm	Height: 1757mm Width: 888mm Depth: 415mm	- Blue - Dark Grey - White	- Wall Fixing Strap - Pegboard Hooks - Storage Bins
	C1865-PBH	Pegboard Cabinet 1865 - Half Wall	Height: 1865mm Width: 890mm Depth: 455mm	Height: 1757mm Width: 888mm Depth: 415mm	- Blue - Dark Grey - White	- Wall Fixing Strap - Pegboard Hooks - Storage Bins
	C2000-PBF	Pegboard Cabinet 2000 - Full Wall	Height: 2000mm Width: 1205mm Depth: 600mm	Height: 1897mm Width: 1203mm Depth: 560mm	- Blue - Dark Grey - White	- Wall Fixing Strap - Pegboard Hooks - Storage Bins
	C2000-PBH	Pegboard Cabinet 2000 - Half Wall	Height: 2000mm Width: 1205mm Depth: 600mm	Height: 1897mm Width: 1203mm Depth: 560mm	- Blue - Dark Grey - White	- Wall Fixing Strap - Pegboard Hooks - Storage Bins
	C1865-LPF	Louvre Panel Cabinet 1865 - Full Wall	Height: 1865mm Width: 890mm Depth: 455mm	Height: 1757mm Width: 888mm Depth: 415mm	- Blue - Dark Grey - White	- Wall Fixing Strap - Pegboard Hooks - Storage Bins
	C1865-LPH	Louvre Panel Cabinet 1865 - Half Wall	Height: 1865mm Width: 890mm Depth: 455mm	Height: 1757mm Width: 888mm Depth: 415mm	- Blue - Dark Grey - White	- Wall Fixing Strap - Pegboard Hooks - Storage Bins
	C915	Cabinet 915	Height: 915mm Width: 890mm Depth: 455mm	Height: 807mm Width: 888mm Depth: 415mm	- Blue - Dark Grey - White	- Additional shelf levels - Tech Trays - Tech Bins

NOTE: Due to their size Cabinet 2000 variants are not compatible with Steelspan Modules.

IMAGE	SKU	NAME	EXTERNAL	INTERNAL	COLOURS	OPTIONS
	C915-PB	Pegboard Cabinet 915	Height: 915mm Width: 890mm Depth: 455mm	Height: 807mm Width: 888mm Depth: 415mm	- Blue - Dark Grey - White	- Pegboard Hooks - Storage Bins
	M12-S	Module 12 - Single	Height: 2100mm Width: 1020mm Depth: 500mm	Height: 1757mm Width: 888mm Depth: 415mm	- Blue - Dark Grey - White	- Tool Cabinet - Wall Fixing Strap - Additional shelf levels - Tech Trays - Tech Bins - Castor Wheels
	M12-D	Module 12 - Double	Height: 2100mm Width: 1920mm Depth: 500mm	Height: 1757mm Width: 888mm Depth: 415mm (per cabinet)	- Blue - Dark Grey - White	- Tool Cabinet - Wall Fixing Strap - Additional shelf levels - Tech Trays - Tech Bins - Castor Wheels
	M11-S	Module 11 - Single	Height: 2100mm Width: 1020mm Depth: 500mm	Height: 807mm Width: 888mm Depth: 415mm (per cabinet)	- Blue - Dark Grey - White	- Tool Cabinet - Wall Fixing Strap - Additional shelf levels - Tech Trays - Tech Bins - Castor Wheels
	M11-D	Module 11 - Double	Height: 2100mm Width: 1920mm Depth: 500mm	Height: 807mm Width: 888mm Depth: 415mm (per cabinet)	- Blue - Dark Grey - White	- Tool Cabinet - Wall Fixing Strap - Additional shelf levels - Tech Trays - Tech Bins - Castor Wheels
	LC455	Steel Locker 455	Height: 1865mm Width: 445mm Depth: 455mm	Height: 1757mm Width: 443mm Depth: 415mm	- Blue - Dark Grey - White	- Hanging Rail - Tech Trays - Tech Bins
	M12-L-D	Module 12 - Locker - Double	Height: 2100mm Width: 1020mm Depth: 500mm	Height: 1757mm Width: 443mm Depth: 415mm (per cabinet)	- Blue - Dark Grey - White	- Hanging Rail - Wall Fixing Strap - Tech Trays - Tech Bins - Castor Wheels
	M12-L-Q	Module 12 - Locker - Quad	Height: 2100mm Width: 1920mm Depth: 500mm	Height: 1757mm Width: 443mm Depth: 415mm (per cabinet)	- Blue - Dark Grey - White	- Hanging Rail - Wall Fixing Strap - Tech Trays - Tech Bins - Castor Wheels



DID YOU KNOW?

We have modelled almost all of our systems in 3D - which means you can use Augmented Reality to see how our products will fit into your space!

Simply head to a product on our website on your phone and hit View in your space.



Or scan this QR code to try it out with our Module 12 - Double.